



Quick Steps: Online Registration Process

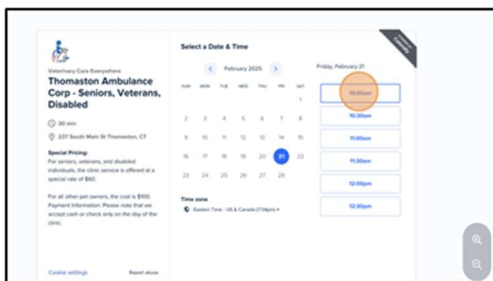
1. Navigate to <https://www.vetcareeverywhere.org>.
2. Click "Click here to register for an upcoming wellness clinic."



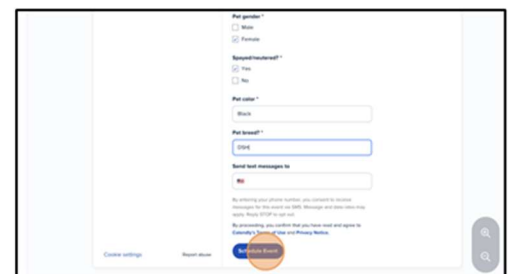
3. **Find Your Clinic**
Locate the clinic, organized by **date**, and click "Register Here."
4. Click "Register - Seniors, Veterans, Disabled"
5. **Select the Clinic Date**
Click on the **date** of the clinic on the calendar.



6. **Select a Time Slot**
Choose an **available time slot** and click "Next."
We advise offering the earliest time slot available to those you are helping to register.



7. **Complete the Registration Form**
 - o Enter personal and pet details.
 - o Avoid using the senior center email unless absolutely necessary. Encourage participants to use their own email address.



8. **Finalize Registration**
Click "Schedule Event."
If registering multiple pets, repeat the process for each one.
If a time slot disappears, select the next available time slot and notify us if needed

Need Help?

Contact us at TALK2VCE@gmail.com or 475-434-1264 (Danielle Mauri).